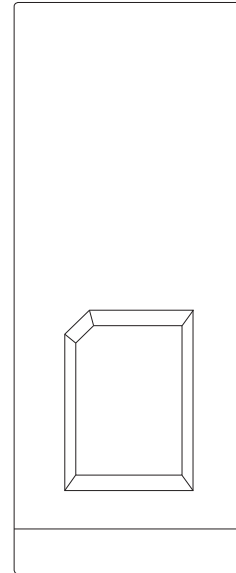
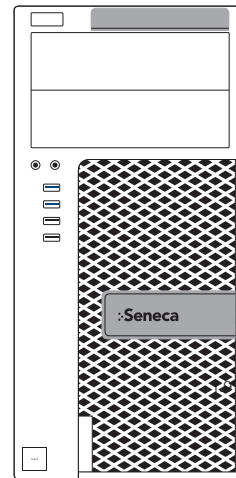


T3620 XVIEW PRO i / CONFIDENCE NVR

TOP



FRONT



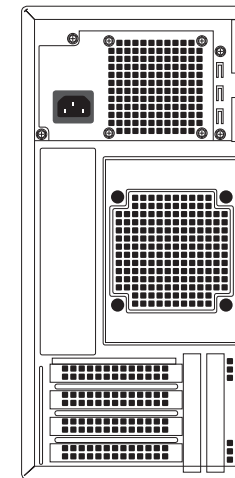
BOTTOM




LEFT



BACK




RIGHT



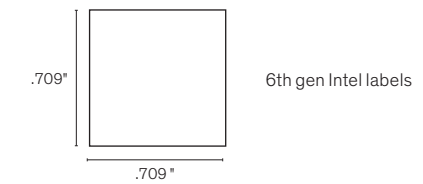
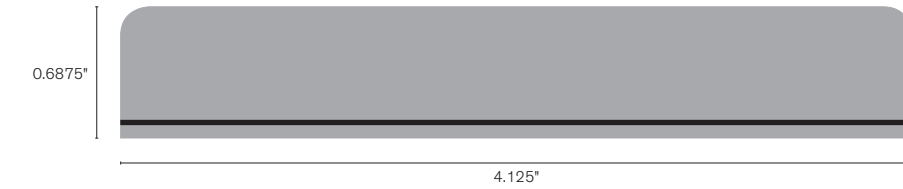
LABEL PLACEMENT



P/N: SENECA-3260-FRONT



P/N: SENECA-3260-TOP



BRANDING LABEL

- SENECA-3260-FRONT
 - » Place edge of label against inner edge while lining up the top of the label to the bottom of first full diamond from the Dell circle badge
- SENECA-3260-TOP
 - » Line the bottom of the label to the top of the bay cover while lining the right edge to the edge of the bay cover

LABELS

- Intel placed on front of chassis lower left corner
- COA placed on top of chassis, position determined by production

14.2"

17.1"

6.9"